



The Irish Message Banking Toolkit



The Voice Banking Process

Voice banking is the process of creating a personal computerised voice that is representative of your own voice. If you create a customised 'text-to-speech' computerised voice, anything you type on an electronic communication device can be spoken out using this computerised version of your voice rather than the device's built-in one. The quality and likeness can vary between people. For the best result, you need to do *voice banking* when your speech quality is very clear.

A computerised voice created using *voice banking* will never sound exactly like your own speech because it is electronic. It will sound:

- More robotic than natural speech and with less intonation.
- 'Choppier' than the built-in voice on an electronic communication device.

Voice banking computerised voices are compatible with some, but not all, electronic communication devices/software/apps. Before starting the process it is a good idea to discuss your specific needs with your speech & language therapist (SLT) or assistive technology (AT) service.

How is voice banking done?

Voice banking is done using a commercial service, which can involve payment.

- All voice banking services require many recordings of your speech.
- Most voice banking services prompt you to read set lines of scripted text so that the software can capture you saying every speech sound in different places within a word and in various combinations with other speech sounds.

How do I know if voice banking is right for me?

Considerations for *voice banking*:

- **Speech Quality:** Your speech needs to be consistently very clear and strong.
 - If your speech has changed a little bit but is mostly clear, record at times of the day when it is at its clearest.
 - If your speech is consistently very slurred or quiet, hard to understand or becomes unclear by the end of a sentence, standard voice banking is unlikely to be successful because the computer software will not recognise all your speech sounds distinctly.
 - If your speech has already changed significantly, you could nominate a relative or friend with a similar accent to record on your behalf.
 - *SpeakUnique* offers 'Voice Repair' where recordings of impaired speech can be blended with file recordings of a 'donor' speaker with a similar accent to yours to create a clear computerised voice.
- **Computer Skills:** You need computer skills:
 - To get on the internet.
 - To set up a *voice banking* account with an email address.
 - To follow onscreen commands around sound settings.

If you are unsure, you can always ask a relative or friend to help you with the process.



- **Time Commitment:** You need to be willing to work at a computer for periods of time over a number of days or weeks. Depending on the service you use, you will need to commit several hours to complete the process.

Choosing a service

There are several commercial *voice banking* services available to sign up to over the internet. The main variations between services are cost and the length of recording time to complete the process. Key factors to consider when choosing a service include:

- Recording duration.
- Your stamina and the strength of your voice.
- The cost (if applicable)

Some voice banking services

There are a number of voice banking services. Some options are:

- ModelTalker
- CereVoice Me
- My-Own-Voice
- SpeakUnique (Voice Build and Voice Repair)

For more information about these services, refer to the table on p.4 of this document.

Recording

Equipment and resources needed to carry out *voice banking* include:

- A computer that can play sound.
- A high quality microphone for use with the computer – the type of microphone may depend on the service you use but usually they advise a headset microphone with a USB connector.
- A reliable internet connection.
- Funds to pay for the service.

The best way to record

It is recommended to make recordings in short bursts, being aware of any changes in voice quality and to minimise the impact of fatigue, slurring of speech and other effects. A typical pattern would be to record for about 30 minutes a day over a couple of weeks. It is recommended that you record:

- In the same place every time, using the same equipment.
- In a room with a low ceiling, soft furnishings (e.g. cushions, curtains, carpet/rug) because this helps to minimise the echo effect.
- In a room where the surrounding environment is quiet so as not to interfere with the quality of the recordings.

Check the clarity of your recording at regular intervals. Remember, it is vital to pronounce your speech sounds as clearly as possible. Follow the prompts of the *voice banking* service you are using. Typically, you will get feedback on screen to let you know if your pronunciation, speed and volume are of an acceptable quality.



Storing

If you carry out *voice banking*, you will receive a downloadable computerised voice at the end of the process. You do not need to do anything with this immediately but it will be available should you need to use an electronic communication device in the future.

This computerised voice can be used:

- As *text-to-speech* voice output on a laptop or computer.
- Within a specialised communication app or software.
- On its own or alongside phrases from message banking.

Your AT service and/or SLT will advise you on compatible electronic communication devices and can help you to incorporate your computerised voice into the system. To help with this process, they will need your *username* and *password* for the voice banking service you used.



Be sure to keep your **username** and **password** in a place where it can be easily found if required.

See also





My Key Information for Message & Voice Banking



The following page provides information about some voice banking services



Some voice banking services

Service Name	 ModelTalker (by Nemours Speech Research Laboratory)	CereVoice Me voice cloning service 	my-own-voice by 	 SpeakUnique Voice Build (clear speech) Voice Repair (impaired speech)
Website	www.modeltalker.org	www.cereproc.com/cerevoice-me	mov.acapela-group.com	www.speakunique.co.uk
Based in	Delaware, USA	Edinburgh, Scotland	Belgium/France/Sweden	Edinburgh, Scotland
Price	US \$100	GBP £499	€99 per year or €999 once off purchase	Voice Build: GBP £175 Voice Repair: GBP £250
Additional Equipment needed	Own computer Chrome internet access A high quality headset microphone with USB connection (<i>model recommended on their website</i>)	Own computer running Windows 7 on or MAC Leopard or newer Firefox, Chrome or Opera internet access Headset microphone supplied by company	Own computer Internet access A high quality headset microphone	Own computer Internet access A high quality microphone
Average recording requirement	Minimum 400 script phrases but better quality with more. Full inventory 3,155 phrases 1,600 (4.5 – 6 hrs) is a good mid size inventory Custom option of own names/places/things (cues 4 sentences for each) + own phrases	619 script sentences for English (Can also build voices from high quality archive recording such as media interviews – contact to enquire re quality of your archive recordings and custom pricing)	50 script sentences Option to also upload text of up to 300 own phrases and record them after standard 50 Can also import message bank phrases from mymessagebanking.com	Up to 300 script phrases (minimum 150)
Languages available	English	English, French, Spanish, Italian, Swedish, Romanian	English, French, Spanish, Italian, Swedish, Arabic, Danish, Dutch, German, Czech, Norwegian	English Voice Repair supports regional UK and Ireland accents
Assistance available	<i>Website Help Center</i> Email support	Instruction kit sent by post UK telephone support	Website FAQ/tutorials Email support	Website FAQ Email support
Partnered with <i>(though not exclusive to)</i>	Predictable app (iOS & Android) Also usable in Grid 3 and Communicator 5 software on a Windows device	SmartBox AT GridPad tablets & Grid 3 software	SmartBox AT GridPad tablets & Grid 3 Software, Tobii Dynavox Proloquo4text/ Proloquo2Go iPad apps Predictable app (iOS & Android)	No named partners but usable on Apple (iOS 11 on), Android or Windows devices Can import to Grid 3 and Communicator 5 software on a Windows device
Refund policy	Free to register, record phrases & listen to options of created voice. Once off payment required to download & use completed voice	Pay in advance. Test phrases reviewed by company who will refund if a good result is unlikely. No refund once full recording phase begins	Free to register & record phrases. Payment required to download & use the completed voice	Free to register, record phrases & listen to options of created voice. Once off payment required to download & use completed voice

[This selection of services is not exhaustive and is for guidance only. All have sample voices on their websites for you and the people close to you to listen to.]

This document may be photocopied